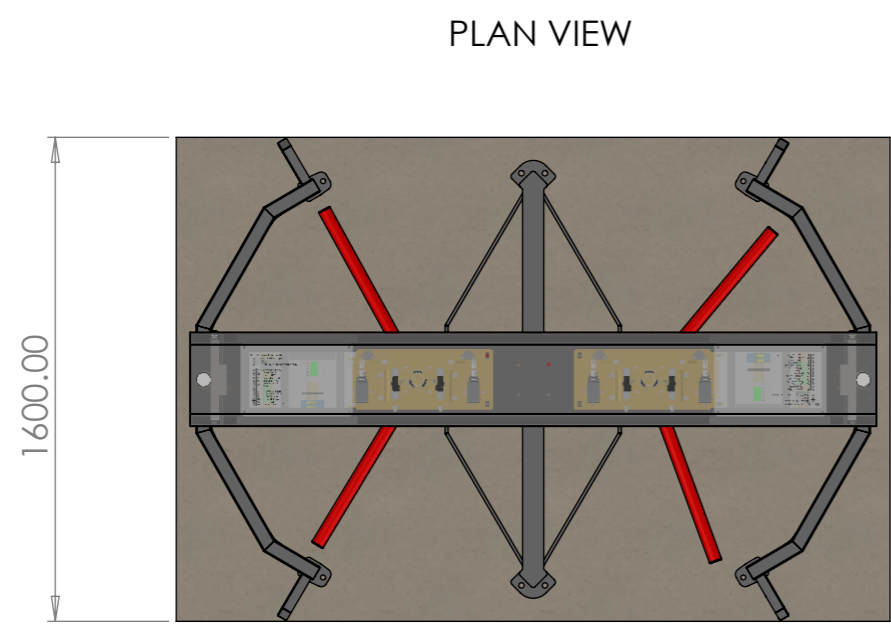
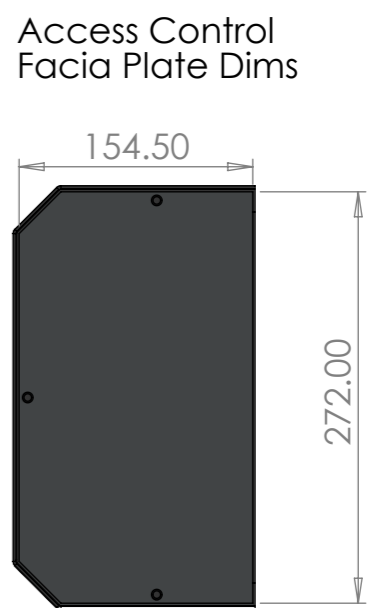
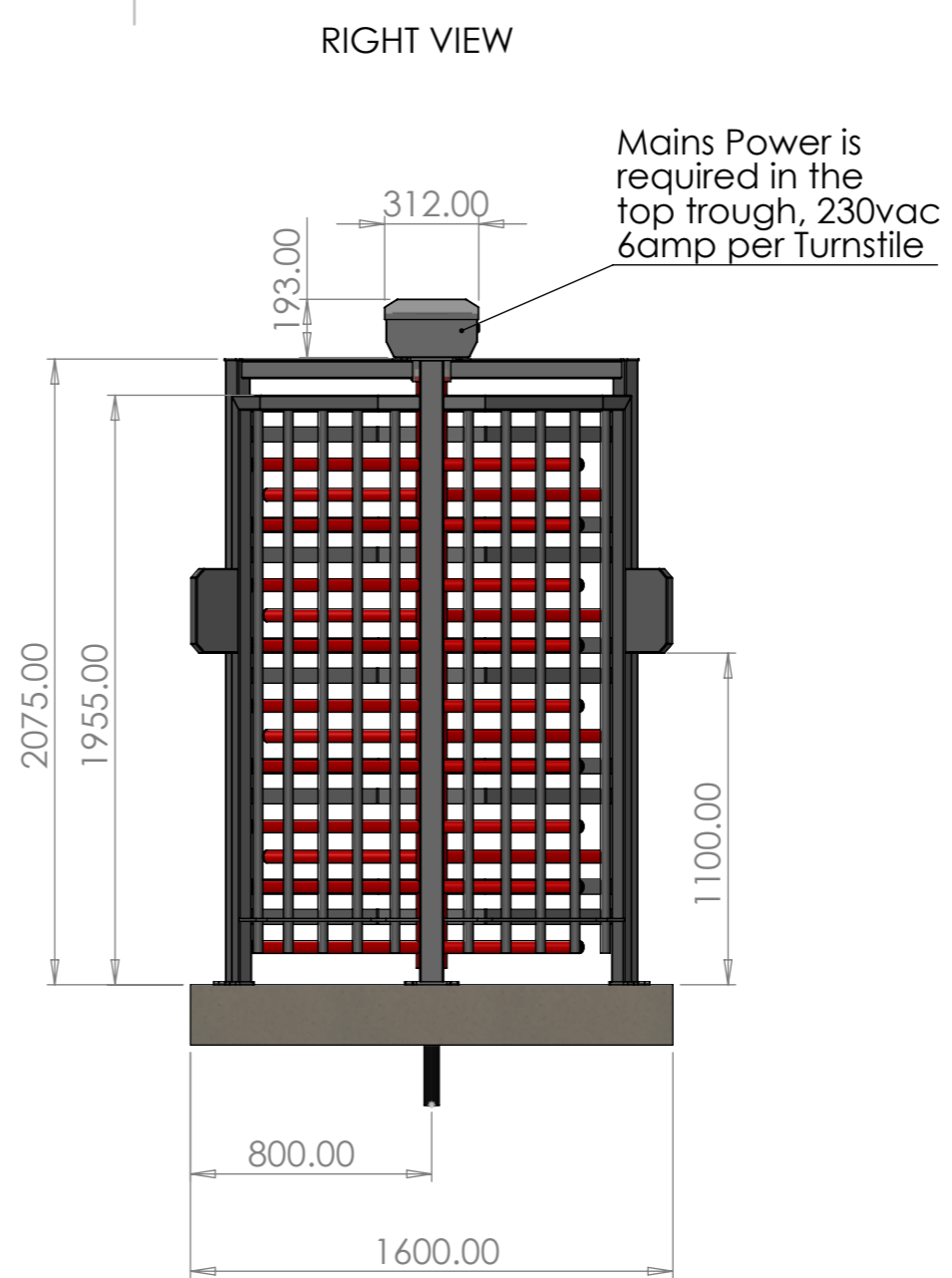
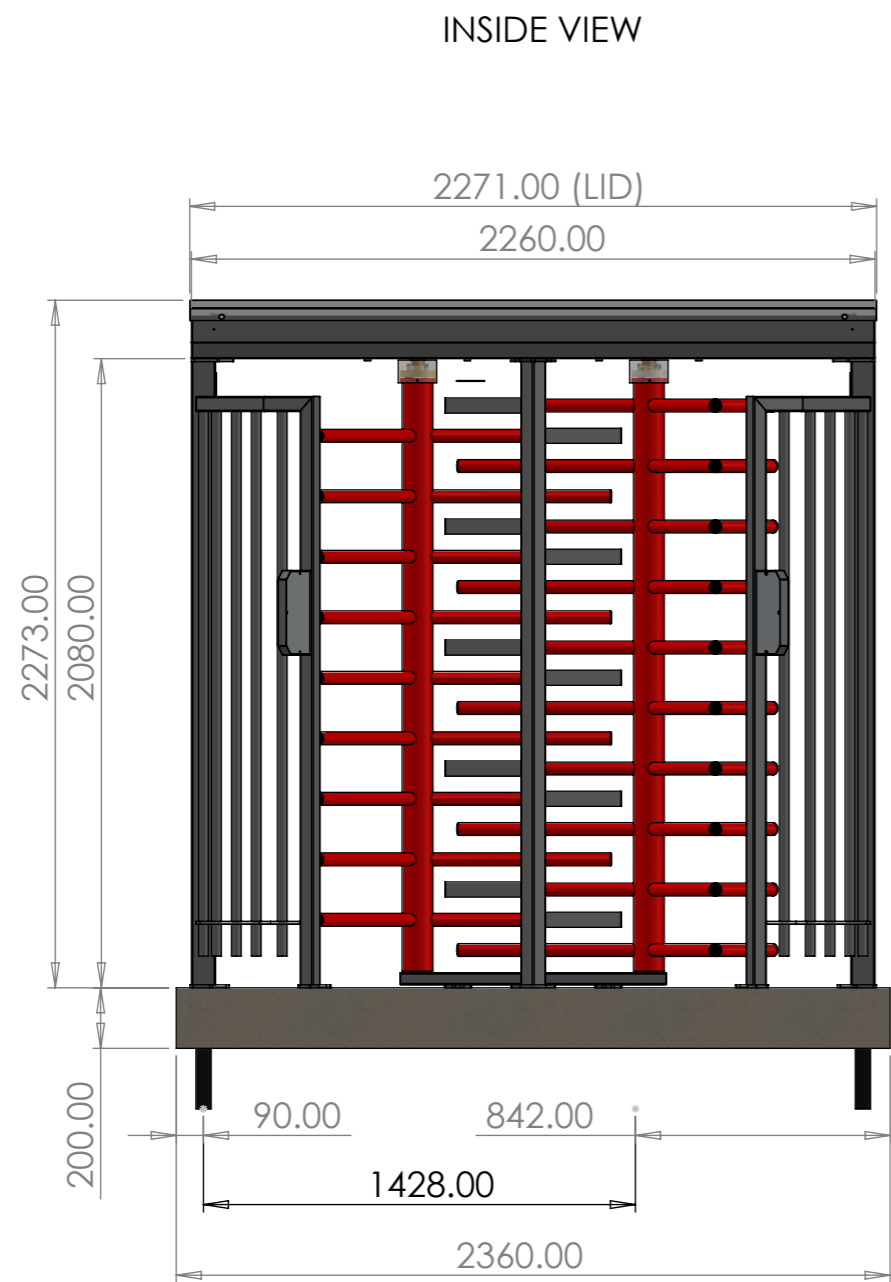


D4150 Double

D4150 Double With Canopy

UNLESS OTHERWISE SPECIFIED: DIMENSIONS ARE IN MILLIMETERS SURFACE FINISH: TOLERANCES: LINEAR: ANGULAR:			FINISH:  RAL 7016 frame with RAL 3020 Rotor		DEBURR AND BREAK SHARP EDGES	DO NOT SCALE DRAWING		REVISION	
						Dwg No			
						D4150 Double			
						D4150 Double Ver 2.0			
						SCALE:1:50		SHEET 1 OF 2	
DRAWN		NAME	SIGNATURE	DATE		TITLE:	DWG NO.	A3	
CHK'D									
APPV'D									
MFG									
Q.A									
					MATERIAL:				
					WEIGHT:				



**Civils Note**  
 All foundations MUST be flat and level with each other,  
 Concrete MUST be grade C35 and MUST be poured 7 x days  
 prior the the gate being installed. All Ducting MUST be 50mm  
 minimum ID and must have pull ropes in. The Turnstiles will be bolted  
 down using M12 Self expanding bolts.

UNLESS OTHERWISE SPECIFIED: DIMENSIONS ARE IN MILLIMETERS SURFACE FINISH: TOLERANCES: LINEAR: ANGULAR:		FINISH: RAL 7016 frame with RAL 3020 Rotor		DEBURR AND BREAK SHARP EDGES		DO NOT SCALE DRAWING		REVISION	
						Dwg No			
						D4150 Double			
						D4150 Double Ver 2.0			
						SCALE:1:50		SHEET 2 OF 2	
DRAWN A Mcginley		SIGNATURE		DATE 01/07/22		TITLE:		A3	
CHK'D		APPV'D		MFG		DWG NO.			
Q.A		MATERIAL:		WEIGHT:					