

D4150

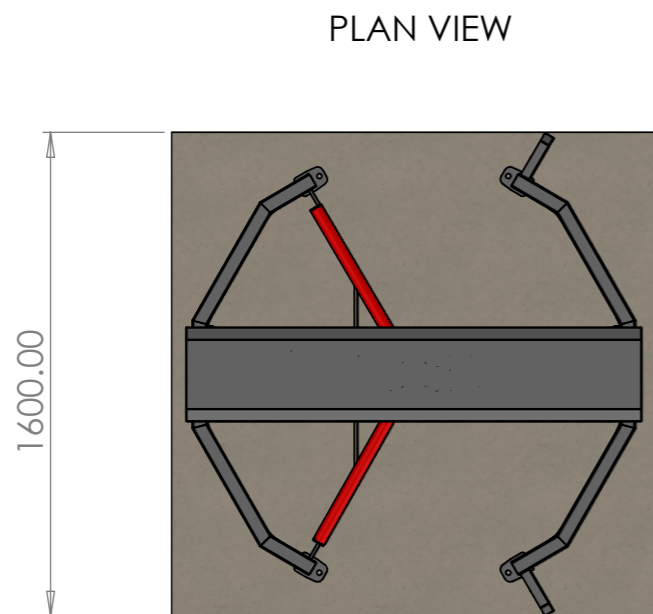
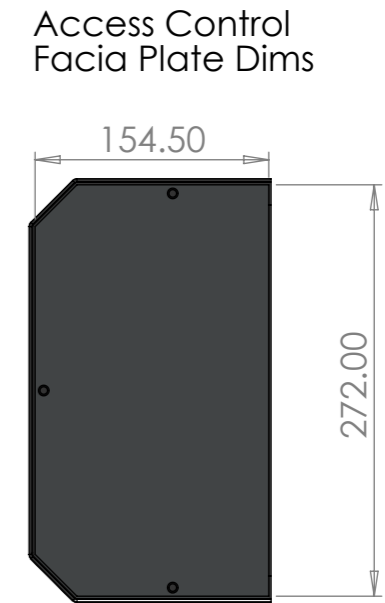
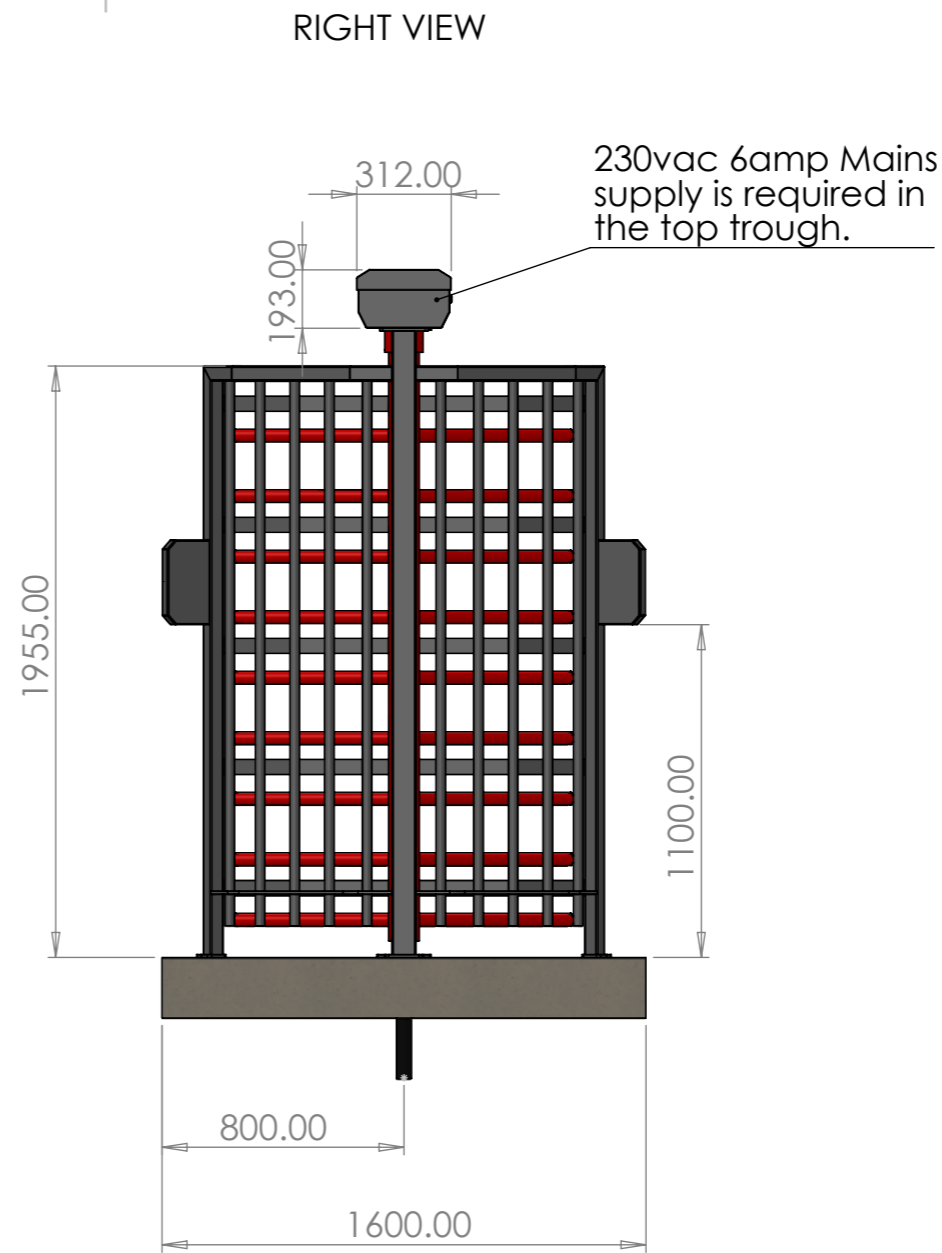
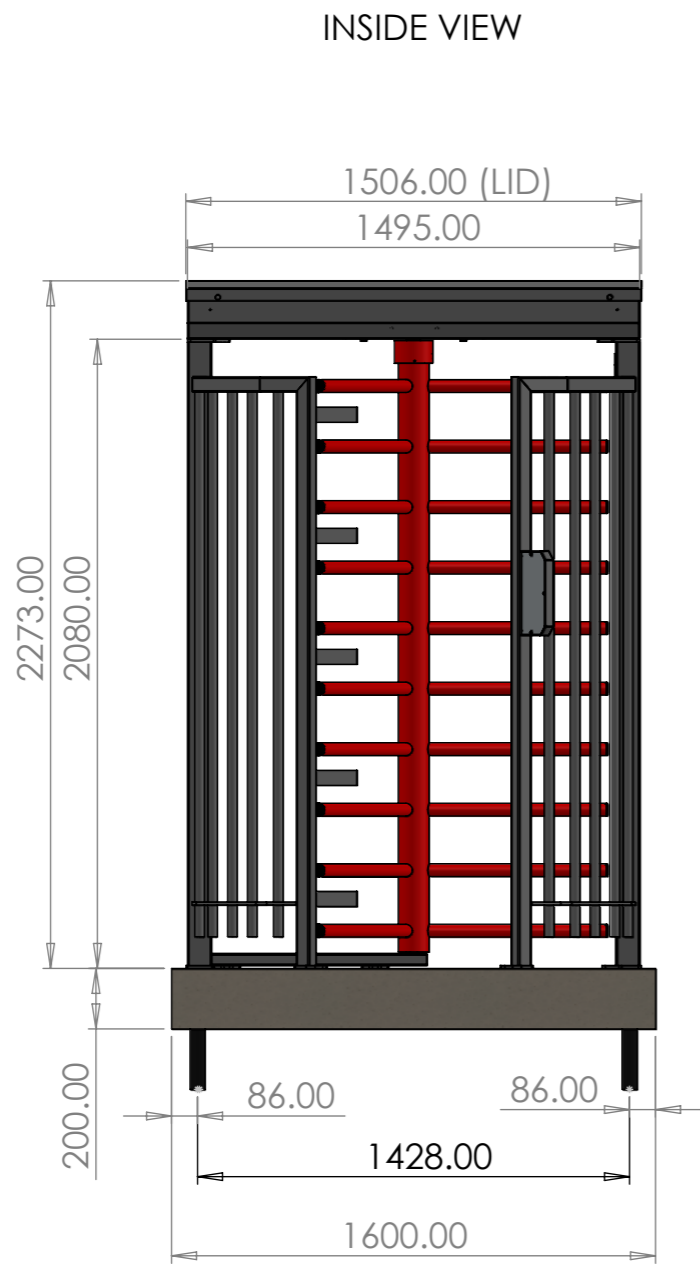
D4150 With Canopy

|   |  |  |  |  |  |                                    |  |                      |  |               |  |    |  |
|---|--|--|--|--|--|------------------------------------|--|----------------------|--|---------------|--|----|--|
| UNLESS OTHERWISE SPECIFIED:<br>DIMENSIONS ARE IN MILLIMETERS<br>SURFACE FINISH:<br>TOLERANCES:<br>LINEAR:<br>ANGULAR: |  |  |  | FINISH:<br><br>RAL 7016 frame with RAL<br>3020 Rotor |  | DEBURR AND<br>BREAK SHARP<br>EDGES |  | DO NOT SCALE DRAWING |  | REVISION      |  |    |  |
|   |  |  |  |  |  |                                    |  | Dwg No               |  |               |  |    |  |
|   |  |  |  |  |  |                                    |  | D4150                |  |               |  |    |  |
|   |  |  |  |  |  |                                    |  | DWG NO.              |  | D4150 Ver 2.0 |  | A3 |  |
|   |  |  |  |  |  |                                    |  | SCALE:1:50           |  | SHEET 1 OF 2  |  |    |  |

|        | NAME       | SIGNATURE | DATE     |
|--------|------------|-----------|----------|
| DRAWN  | A Mcginley |           | 01/07/22 |
| CHK'D  |            |           |          |
| APPV'D |            |           |          |
| MFG    |            |           |          |
| Q.A    |            |           |          |

MATERIAL:  
  
WEIGHT:

TITLE:  
  
D4150



**Civils Note**  
 All foundations MUST be flat and level with each other,  
 Concrete MUST be grade C35 and MUST be poured 7 x days  
 prior the the gate being installed. All Ducting MUST be 50mm  
 minimum ID and must have pull ropes in. The Turnstiles will be bolted  
 down using M12 Self expanding bolts.

|  |  |  |   |  |                              |  |                      |  |               |  |
|--|--|--|---|--|------------------------------|--|----------------------|--|---------------|--|
| UNLESS OTHERWISE SPECIFIED:<br>DIMENSIONS ARE IN MILLIMETERS |  |  | FINISH:<br>RAL 7016 frame with RAL 3020 Rotor |  | DEBURR AND BREAK SHARP EDGES |  | DO NOT SCALE DRAWING |  | REVISION      |  |
| SURFACE FINISH:  |  |  |   |  |                              |  | Dwg No<br><br>D4150  |  |               |  |
| TOLERANCES:  |  |  |   |  |                              |  |                      |  |               |  |
| LINEAR:  |  |  |   |  |                              |  | TITLE:               |  |               |  |
| ANGULAR:   |  |  |   |  |                              |  | D4150                |  |               |  |
| DRAWN  |  |  | NAME  |  | SIGNATURE                    |  | DATE                 |  | DWG NO.       |  |
| CHK'D  |  |  | A Mcginley                                    |  |                              |  | 01/07/22             |  | D4150 Ver 2.0 |  |
| APPV'D   |  |  |   |  |                              |  |                      |  | A3            |  |
| MFG  |  |  |   |  |                              |  |                      |  | SCALE:1:50    |  |
| Q.A  |  |  |   |  |                              |  |                      |  | SHEET 2 OF 2  |  |
|  |  |  |   |  |                              |  |                      |  | WEIGHT:       |  |