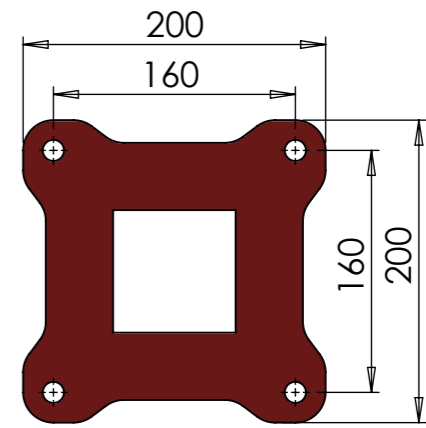
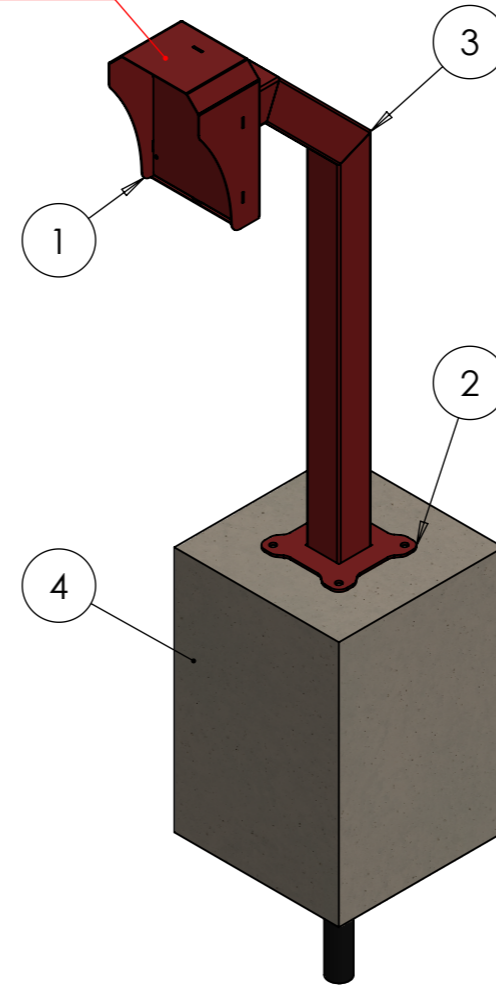
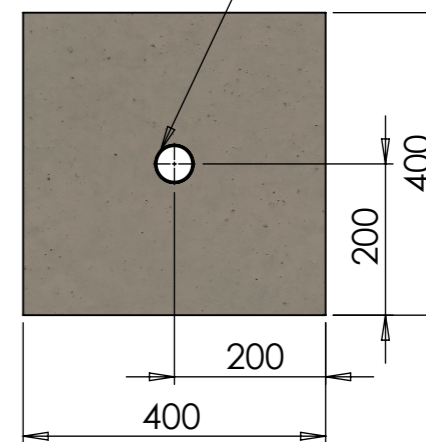


STD SMALL HEAD
(TYPE A)



Ducting central
to foundation



ITEM NO.	PART NUMBER	DESCRIPTION	QTY.
1	D210 Ver 2.0 Head		1
2	D210 Base ver 2.0		1
3	210 cranked box		1
4	210 Foundations		1

UNLESS OTHERWISE SPECIFIED: DIMENSIONS ARE IN MILLIMETERS SURFACE FINISH: TOLERANCES: LINEAR: ANGULAR:		FINISH:	DEBURR AND BREAK SHARP EDGES		DO NOT SCALE DRAWING	REVISION
DRAWN		NAME	SIGNATURE	DATE	Standard D210 V2.0 TITLE: D210 Standard cranked (A Head) DWG NO. D210 Ver 2.0	
CHK'D						
APPV'D						
MFG						
Q.A						
		MATERIAL:		DWG NO.	A3	
		WEIGHT:		SCALE:1:20	SHEET 3 OF 12	